



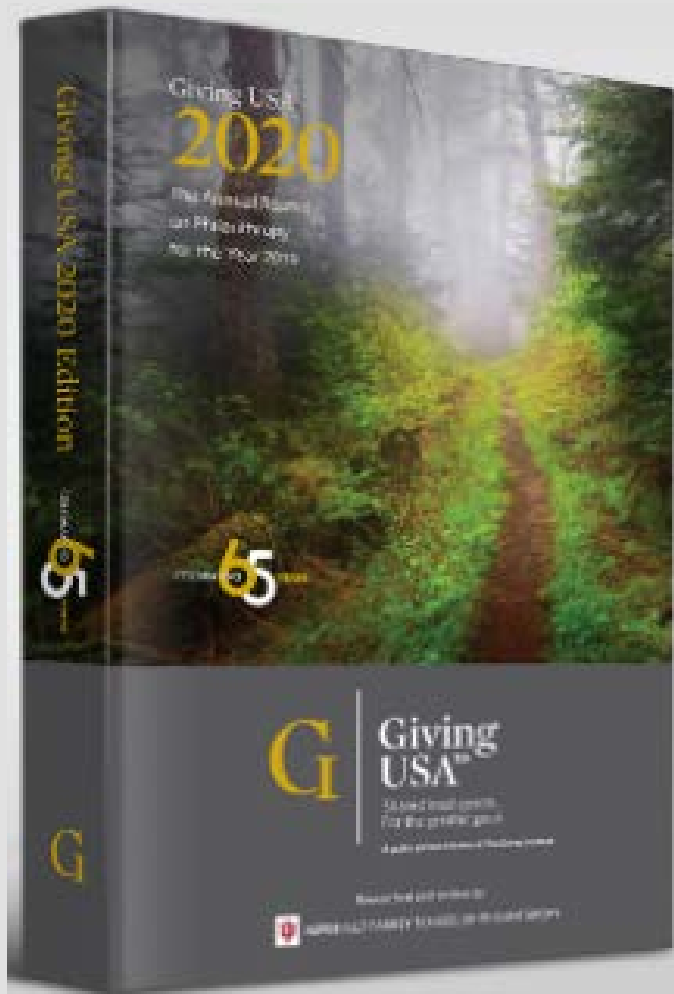
Giving USA and the New Age of Philanthropy in the Pacific Northwest

August 12, 2020

Hosted by: Columbia Bank and The Alford Group

We are unable to provide you with all the data slides, but can offer a 30% discount to order Giving USA products by using our discount code: "alford" (See next slide)

#GivingUSA2020



Giving USA: The Annual Report

www.givingusa.org

Use discount code

“alford”

to receive 30% off all
Giving USA 2020 products



THE ALFORD GROUP™



Your valued partner.

Full-service consulting.
Customized solutions.

- Fundraising
- Strategic Planning
- Governance
- Data Analytics
- Leadership Development
- Interim Staffing
- Corporate Partnership Strategy

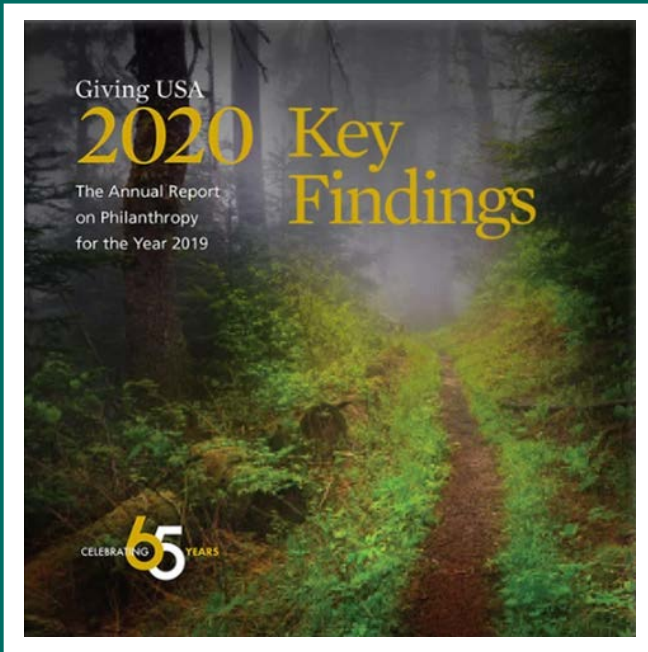
Giving USA 2020:

The Annual Report on Philanthropy for the year 2019

August 12, 2020



Presented by:
Karen Rotko-Wynn, CFRE
Executive Vice President
The Alford Group



Giving USA 2020: The Annual Report on Philanthropy for the Year 2019

Unless otherwise stated, all data and information contained in this presentation is sourced from:

Giving USA: The Annual Report on Philanthropy for the year 2019 (2020).
Chicago: Giving USA Foundation



THE ALFORD GROUP™



Giving
USA™

A public service initiative
of The Giving Institute



IUPUI

LILLY FAMILY SCHOOL OF PHILANTHROPY

Overview

- What is *Giving USA*?
- 2019 contributions, by source and recipient type
- Rates of change for giving in last two years, by source and recipient type
- Trends in total giving
- Economic trends and giving
- Trends in giving by source
- Trends in giving by recipient type




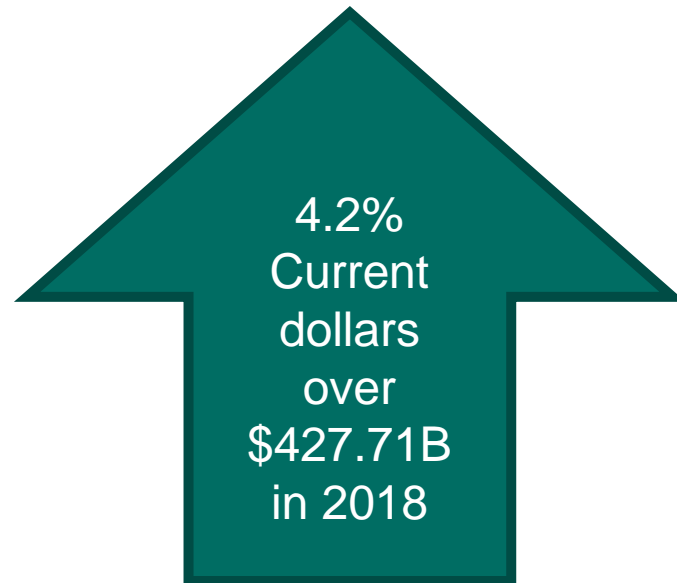
What is *Giving USA*?

- The longest running, annual report on U.S. charitable giving
- Estimates for:
 - Sources of giving
 - Amounts received by type of organization
- Published by Giving USA Foundation™
- Began in 1956 by the American Association of Fundraising Counsel, now The Giving Institute
- Made possible by contributions The Giving Institute member firms, foundations and other donors
- Researched and written by the Indiana University Lilly Family School of Philanthropy



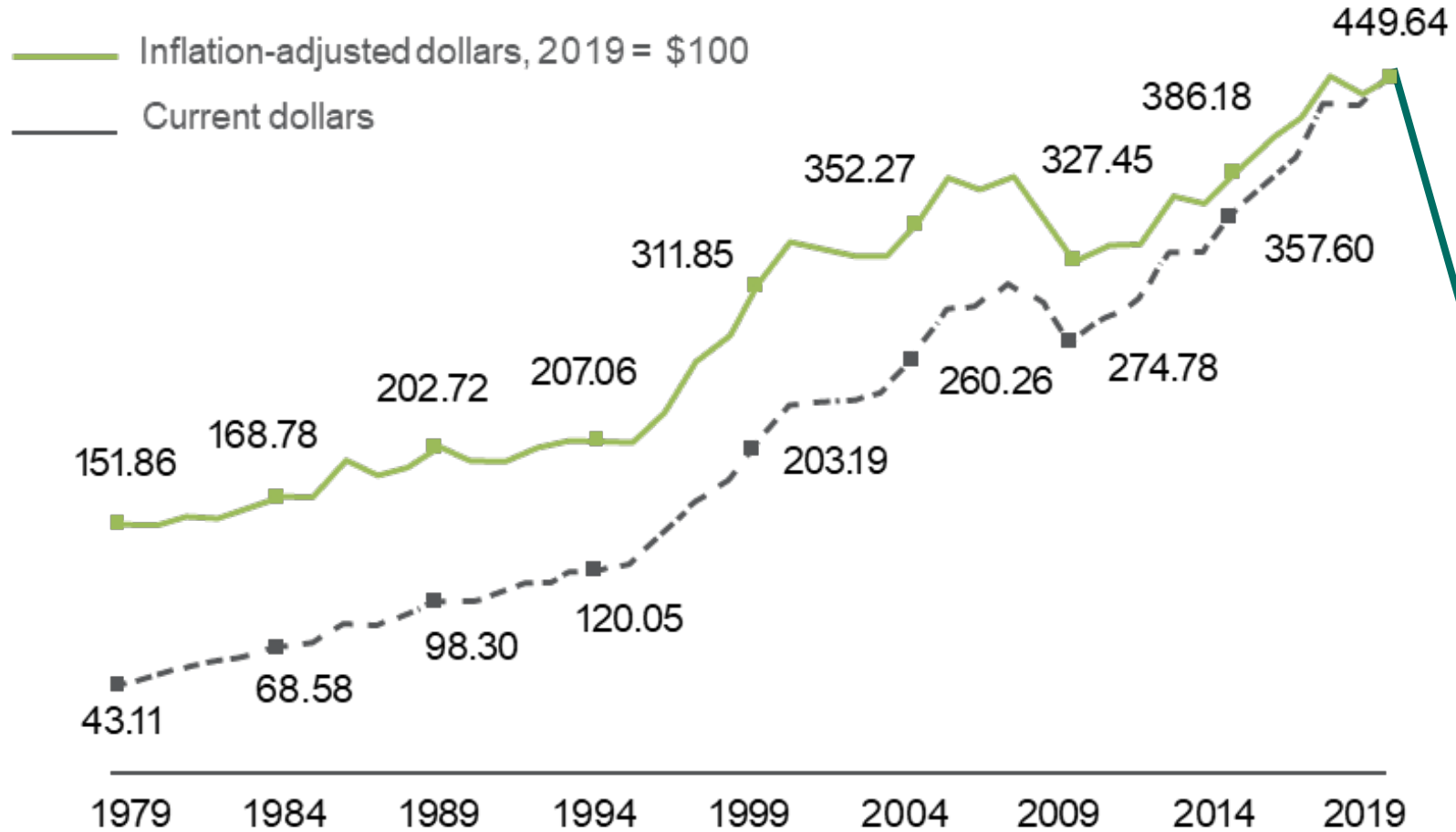
Total 2019 U.S. Giving Reached...

\$449.64 B



Total Giving 1979-2019

\$ in billions

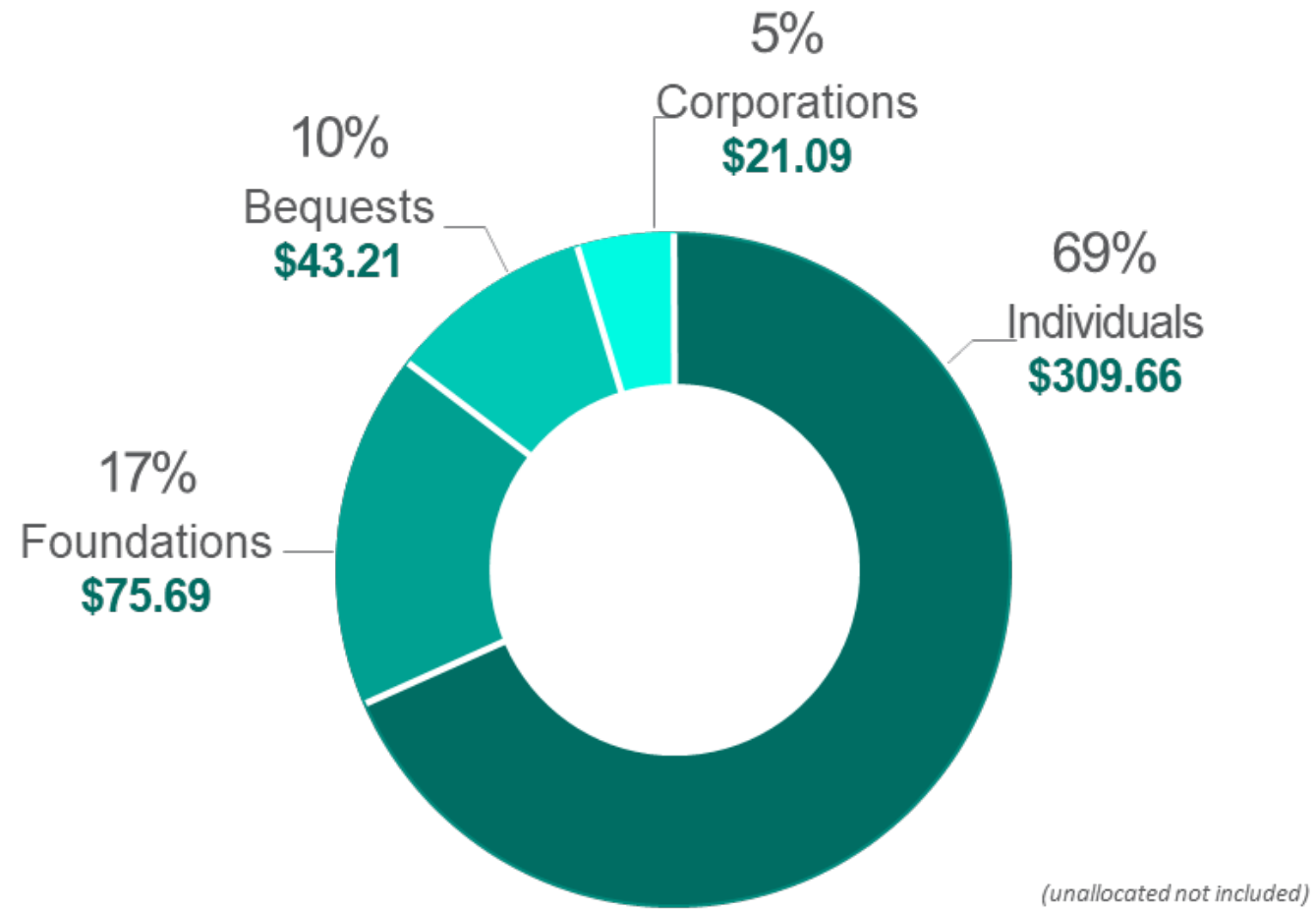


\$449.64 B
in contributions



2019 Source of Contributions

\$ in billions, Total = \$449.64 Billion



2019 vs. 2018 Contributions by Source



Giving by individuals

↑ +4.7% (nominal)
+2.8% (inflation adjusted)



Giving by foundations

↑ +2.5% (nominal)
+0.7% (inflation-adjusted)



Giving by bequests

↕ +0.2% change (nominal)
-1.6% (inflation-adjusted)



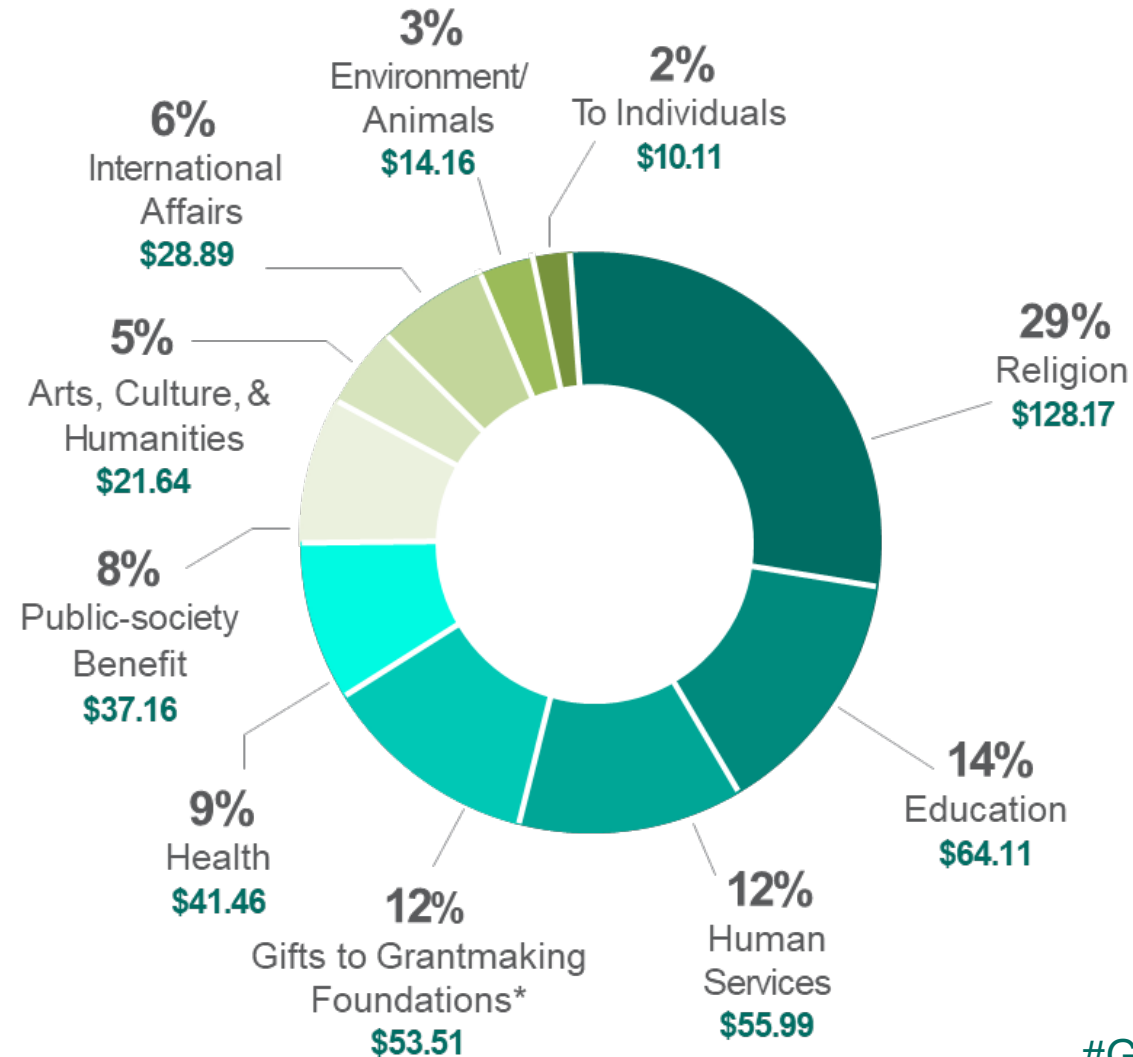
Giving by corporations

↑ +13.4% (nominal)
+11.4% (inflation-adjusted)



2019 Recipients of Contributions

\$ in billions, Total = \$449.64 Billion



*Estimate developed jointly by Candid (formerly Foundation Center) and Giving USA



Expert Panel Discussion



Robin Callahan, CFRE
Vice President of Philanthropic
Services, Greater Tacoma
Foundation



Elana Fracchia, CWS
AVP, Wealth and Philanthropic
Advisor, Columbia Bank



Dana Miller
Senior Program Director – Grants,
M.J. Murdock Charitable Trust



Anjana Pandey
Vice President of Strategy,
Philanthropy Northwest



Thank You!

info@alford.com

alford.com/covid-19-resources-toolkit/



Facebook.com/thealfordgroup



@thealfordgroup



linkedin.com/company/thealfordgroup